



Year: 2023

Emotion regulation strategies and psychological health across cultures

Tamir, Maya ; Ito, Atsuki ; Miyamoto, Yuri ; Chentsova-Dutton, Yulia ; Choi, Jeong Ha ; Ciecuch, Jan ; Riediger, Michaela ; Rauers, Antje ; Padun, Maria ; Kim, Min Young ; Solak, Nevin ; Qiu, Jiang ; Wang, Xiaoqin ; Alvarez-Risco, Aldo ; Hanoch, Yaniv ; Uchida, Yukiko ; Torres, Claudio ; Nascimento, Thiago Gomes ; Afshar Jahanshahi, Asghar ; Singh, Rakesh ; Kamble, Shanmukh V ; An, Sieun ; Dzokoto, Vivian ; Anum, Adote ; Singh, Babita ; Castelnovo, Gianluca ; Pietrabissa, Giada ; Huerta-Carvajal, María Isabel ; Galindo-Bello, Erika ; García Ibarra, Verónica Janneth

Abstract: Emotion regulation is important for psychological health and can be achieved by implementing various strategies. How one regulates emotions is critical for maximizing psychological health. Few studies, however, tested the psychological correlates of different emotion regulation strategies across multiple cultures. In a pre-registered cross-cultural study ($N = 3,960$, 19 countries), conducted during the COVID-19 pandemic, we assessed associations between the use of seven emotion regulation strategies (situation selection, distraction, rumination, cognitive reappraisal, acceptance, expressive suppression, and emotional support seeking) and four indices of psychological health (life satisfaction, depressive symptoms, perceived stress, and loneliness). Model comparisons based on Bayesian information criteria provided support for cultural differences in 36% of associations, with very strong support for differences in 18% of associations. Strategies that were linked to worse psychological health in individualist countries (e.g., rumination, expressive suppression) were unrelated or linked to better psychological health in collectivist countries. Cultural differences in associations with psychological health were most prominent for expressive suppression and rumination and also found for distraction and acceptance. In addition, we found evidence for cultural similarities in 46% of associations between strategies and psychological health, but none of this evidence was very strong. Cultural similarities were most prominent in associations of psychological health with emotional support seeking. These findings highlight the importance of considering the cultural context to understand how individuals from diverse backgrounds manage unpleasant emotions. (PsycInfo Database Record (c) 2023 APA, all rights reserved)

DOI: <https://doi.org/10.1037/amp0001237>

Posted at the Zurich Open Repository and Archive, University of Zurich

ZORA URL: <https://doi.org/10.5167/uzh-254075>

Journal Article

Accepted Version

Originally published at:

Tamir, Maya; Ito, Atsuki; Miyamoto, Yuri; Chentsova-Dutton, Yulia; Choi, Jeong Ha; Ciecuch, Jan; Riediger, Michaela; Rauers, Antje; Padun, Maria; Kim, Min Young; Solak, Nevin; Qiu, Jiang; Wang, Xiaoqin; Alvarez-Risco, Aldo; Hanoch, Yaniv; Uchida, Yukiko; Torres, Claudio; Nascimento, Thiago Gomes; Afshar Jahanshahi, Asghar; Singh, Rakesh; Kamble, Shanmukh V; An, Sieun; Dzokoto, Vivian; Anum, Adote; Singh, Babita; Castelnovo, Gianluca; Pietrabissa, Giada; Huerta-Carvajal, María Isabel; Galindo-Bello, Erika; García Ibarra, Verónica Janneth

(2023). Emotion regulation strategies and psychological health across cultures. *American Psychologist*:Epub ahead of print.
DOI: <https://doi.org/10.1037/amp0001237>

In press. American Psychologist

© 2023, American Psychological Association. This paper is not the copy of record and may not exactly replicate the final, authoritative version of the article. Please do not copy or cite without authors' permission. The final article will be available, upon publication, via its DOI: 10.1037/amp0001237

Emotion Regulation Strategies and Psychological Health Across Cultures

Maya Tamir¹, Atsuki Ito^{2,3}, Yuri Miyamoto², Yulia Chentsova-Dutton⁴, Jeong Ha Choi⁵, Jan Cieciuch^{6,7}, Michaela Riediger⁸, Antje Rauers⁸, Maria Padun⁹, Min Young Kim¹⁰, Nevin Solak¹¹, Qiu Jiang¹², Xiaoqin Wang¹², Aldo Alvarez-Risco¹³, Yaniv Hanoch¹⁴, Yukiko Uchida¹⁵, Claudio Torres¹⁶, Thiago Gomes Nascimento¹⁶, Asghar Afshar Jahanshahi¹⁷, Rakesh Singh¹⁸, Shanmukh V. Kamble¹⁹, Sieun An²⁰, Vivian Dzokoto²¹, Adote Anum²², Babita Singh²³, Gianluca Castelnuovo^{24,25}, Giada Pietrabissa^{24,25}, María Isabel Huerta-Carvajal²⁶, Erika Galindo-Bello²⁶, Verónica García Ibarra²⁷

¹Hebrew University of Jerusalem, Israel

²Hitotsubashi University, Japan

³Japan Society for the Promotion of Science, Japan

⁴Georgetown University, USA

⁵The University of Wisconsin – Madison, USA

⁶Cardinal Stefan Wyszyński University, Poland

⁷URPP Social Networks University of Zurich, Switzerland

⁸Friedrich Schiller University, Germany

⁹Russian Academy of Sciences, Russia

¹⁰Keimyung University, South Korea

¹¹TED University, Turkey

¹²Southwest University, China

¹³Universidad Tecnologica del Peru, Peru

¹⁴University of Southampton, United Kingdom

¹⁵Kyoto University, Japan

¹⁶University of Brasilia, Brazil

¹⁷Tecnologico de Monterrey, Mexico

¹⁸Transcultural Psychosocial Organization Nepal, Nepal

¹⁹Karnatak University, India

²⁰Eastern New Mexico University, USA

²¹Virginia Commonwealth University, USA

²²University of Ghana, Ghana

²³National Medical College, Nepal

²⁴Catholic University of Milan, Italy

²⁵I.R.C.C.S. Istituto Auxologico Italiano, Italy

²⁶Universidad de las Américas, Mexico

²⁷Universidad Politécnica Estatal Del Carchi, Ecuador

Author's Note

Correspondence: Correspondence concerning this article should be addressed to Maya Tamir, Department of Psychology, The Hebrew University of Jerusalem, Mount Scopus, Jerusalem 9190501, Israel. Email: tamirm@mail.huji.ac.il

Funding: This research was funded by the Social Science Research Council Rapid-Response Grant on COVID-19 granted to Maya Tamir and Yulia Chentsova-Dutton, and by the Artery Chair in Personality Studies granted to Maya Tamir.

Transparency and openness: The pre-registration for the study is available at: https://aspredicted.org/ZPY_42W. Study materials, data and analyses codes are available on the Open Science Framework at <https://osf.io/snm58/>

Abstract

Emotion regulation is important for psychological health, and can be achieved by implementing various strategies. How one regulates emotions is critical for maximizing psychological health. Few studies, however, tested the psychological correlates of different emotion regulation strategies across multiple cultures. In a pre-registered cross-cultural study ($N=3,960$, 19 countries), conducted during the COVID-19 pandemic, we assessed associations between the use of seven emotion regulation strategies (situation selection, distraction, rumination, cognitive reappraisal, acceptance, expressive suppression, emotional support seeking) and four indices of psychological health (life satisfaction, depressive symptoms, perceived stress, and loneliness). Model comparisons based on Bayesian Information Criteria provided support for cultural differences in 36% of associations, with very strong support for differences in 18% of associations. Strategies that were linked to worse psychological health in individualist countries (e.g., rumination, expressive suppression) were unrelated or linked to better psychological health in collectivist countries. Cultural differences in associations with psychological health were most prominent for expressive suppression and rumination, and also found for distraction and acceptance. In addition, we found evidence for cultural similarities in 46% of associations between strategies and psychological health, but none of this evidence was very strong. Cultural similarities were most prominent in associations of psychological health with emotional support seeking. These findings highlight the importance of considering the cultural context to understand how individuals from diverse backgrounds manage unpleasant emotions.

Public Significance Statement

This study assessed links between multiple emotion regulation strategies and indices of psychological health in diverse countries around the world, as people coped with the COVID-19 pandemic. Some of these links were similar across countries, but some were different, such that strategies that were positively related to psychological health in some countries were unrelated or negatively related to psychological health in other countries. These findings highlight the importance of a culturally sensitive approach to emotion regulation and mental health.

Keywords: Culture, emotion, emotion regulation, depression, well-being

Emotion Regulation Strategies and Psychological Health Across Cultures

The past decades have witnessed an explosion of research on emotion regulation, which involves attempts to change emotions in a desired direction (Gross, 2015). How people manage emotions may be critical for their psychological well-being. Some emotion regulation strategies are generally linked to better psychological health than others. For example, cognitive reappraisal, which involves thinking about an event in a way that changes its emotional impact (Gross, 1998), has been linked with desirable psychological outcomes (McRae & Gross, 2020), whereas rumination, which involves bringing an emotional event repeatedly to mind, has been linked with undesirable outcomes (Aldao et al., 2010). Such findings might imply that people who are psychologically healthier are more likely to use reappraisal and less likely to use rumination. Alternatively, these findings might imply that to maximize psychological benefits, it may be better to use cognitive reappraisal and avoid rumination. Along these lines, research on emotion regulation strategies has informed interventions in diverse settings (e.g., Denny, 2020; Hoffmann et al., 2020). However, we do not yet know whether associations between emotion regulation strategies and psychological health hold across cultural contexts.

Associations of emotion regulation strategies with psychological health can vary by situational context (e.g., controllable vs. uncontrollable situations; Troy et al., 2017). However, how they vary by cultural context, in particular, remains poorly understood. Much of the evidence regarding psychological correlates of emotion regulation strategies has been collected in Western, Educated, Industrialized, Rich, and Democratic (WEIRD; Henrich et al., 2010) countries, leaving open the possibility that correlates of emotion regulation strategies may or may not vary across cultural contexts. Such variation, if it exists, could have important implications for mental health, especially if strategies that are linked to better psychological

health in one cultural context are unrelated or linked to worse psychological health in another cultural context. In this investigation, therefore, we tested whether links between different emotion regulation strategies and psychological health vary by culture.

Psychological Correlates of Emotion Regulation Strategies across Cultures

Associations between emotion regulation strategies and psychological health might be consistent across cultures if emotion regulation strategies operate similarly on emotions (e.g., distraction decreases emotional intensity across cultures), and if emotions are similarly associated with psychological health across cultures. Although only a few studies examined emotion regulation strategies across countries, some evidence points to consistent effects on emotional experiences. For instance, one study tested the effects of cognitive reappraisal during the COVID-19 pandemic in 87 countries (Wang et al., 2021). Instructing people to use cognitive reappraisal to decrease unpleasant emotions led to decreases in unpleasant emotions and increases in pleasant emotions across cultures. These findings suggest that some links between emotion regulation strategies and psychological health may be consistent across cultures. These findings, however, may also be influenced by demand characteristics.

There is also reason to expect variability across cultures in associations between emotion regulation strategies and psychological health. If how people understand, experience, and judge emotions varies across cultures, the implications of how people regulate emotions might also vary. Individualist cultures, for instance, prioritize individual well-being and emphasize authenticity and the expression of internal attributes and experiences (Markus & Kitayama, 1991). In such cultures, emotions are assumed to happen ‘within’ people and signal needs and goals of the authentic self (Mesquita, 2022; Uchida et al., 2009). In contrast, collectivist cultures prioritize social well-being, and emphasize social harmony (Markus & Kitayama 1991). In such cultures, emotions are assumed to happen ‘between’ people, with less emphasis on internal

subjective experiences (Mesquita, 2022; Uchida et al., 2009). These differences inform two emotion-related values that could moderate associations between emotion regulation strategies and psychological health – namely, the value of authentic emotion and the value of prohedonic experiences (i.e., pleasures versus pain)

First, with respect to the value of authentic emotion, in more individualist (vs. collectivist) cultures, emotions are considered signals of the authentic self, adherence to emotion norms is stronger (Vishkin et al., 2023) and emotional expression is more valued (Matsumoto et al., 2008). Hence, in more individualist (vs. collectivist) cultures, emotion regulation strategies that involve disengagement from emotions should be negatively linked to psychological health. This idea is consistent with research on cultural differences in expressive suppression, which is a strategy that involves inhibiting the expression of emotion (Gross, 1998). Expressive suppression has been associated with worse psychological and social outcomes among European Americans, compared to East Asians (Soto et al., 2011, Su et al., 2015), with these effects linked to perceptions of emotional expression as reflecting the authentic self (English & John, 2013). Although most cultural research on emotion regulation has focused on expressive suppression, it is possible that these patterns extend to other strategies that involve disengagement from the experience or expression of emotion (e.g., distraction; Carver et al., 1989).

Second, with respect to the value of prohedonic experiences, although all emotions offer useful signals about the individualist self, positive signals are valued more than negative ones, and the desire to experience pleasure over pain is generally stronger in more individualist (vs. collectivist) cultures (e.g., Miyamoto et al., 2017). In individualist (vs. collectivist) cultures, unpleasant emotions are considered less desirable (Eid & Diener, 2001) and are more negatively linked to well-being (Curhan et al., 2014) and physical health (Park et al., 2019), whereas pleasant emotions are more positively linked to well-being (Kuppens et al., 2008). Hence, in

more individualist (vs. collectivist) cultures, emotion regulation strategies that maintain or amplify unpleasant emotions should be more negatively linked to psychological outcomes. This idea is consistent with research on cultural differences in rumination, a strategy that involves repetitively focusing attention on negative emotions and their causes (Nolen-Hoeksema et al., 2008), and can amplify emotional intensity (e.g., Millgram et al., 2019). Rumination has been associated with worse psychological health in European Americans compared to Asian Americans (Chang et al., 2010). Although preliminary, it is possible that these patterns extend to other cultures and potentially to other strategies that involve amplifying or maintaining unpleasant emotions, at least in the short-term (e.g., acceptance; Wojnarowska et al., 2020).

Taken together, the above examples demonstrate that cultural differences in how people think about emotions, as a function of individualism-collectivism, could be reflected in cultural differences in associations between emotion regulation strategies and psychological health. Whether such associations are likely to vary across cultures should depend on individualist-collectivist cultural values and how they relate to the features of the target strategy (e.g., disengaging from emotions, amplifying or maintaining unpleasant emotions).

Overall, there is some evidence for consistency across cultures, but also growing evidence for cultural variability in associations between emotion regulation strategies and psychological health. This evidence is still limited with respect to the strategies that have been examined concurrently across cultures, and the cultural contexts that have been targeted to date. One study assessed both expressive suppression and rumination and found they were linked to lower mental health among Germans, but not among Japanese (Schunk et al., 2022). This study demonstrated the importance of assessing more than one emotion regulation strategy and moving beyond US-centric studies, but it was still limited in scope. Just how much variation and how much consistency exist in the psychological correlates of emotion regulation strategies across

cultures is unclear. To address this important question, we assessed associations between a range of emotion regulation strategies and indices of psychological health in diverse cultural contexts.

To ensure emotion regulation was relevant across cultures, we tested cultural differences in the use of emotion regulation strategies as people around the world were coping with a relatively common stressor – namely, the global COVID-19 pandemic. During the pandemic, many people worldwide faced a health threat, social isolation, and economic hardship. These resulted in increased emotional distress (e.g., Cénat et al., 2021), introducing an opportunity to implement emotion regulation strategies to decrease unpleasant emotions.

Our investigation targeted seven emotion regulation strategies. Six strategies have featured prominently in theories of emotion regulation (Gross & Thompson, 2007; Parkinson & Totterdell, 1999) and are commonly used in daily life (Brans et al., 2013). These include situation selection (selecting situations likely to induce desired emotions), distraction (diverting attention away from the emotional event and the feelings it elicits), rumination, cognitive reappraisal, expressive suppression, and emotional support seeking (turning to others to help influence one's emotions). We included acceptance (engaging with emotions in a non-judgmental manner) as another strategy, as it has emerged as a distinct and effective form of emotion regulation in recent work (Wojnarowska et al., 2020).

Existing evidence from WEIRD cultural contexts suggests that situation selection, cognitive reappraisal, acceptance and emotional support seeking are positively linked to psychological health, whereas rumination and expressive suppression are negatively linked to psychological health (Aldao et al., 2010; Gross, 2015). Links between distraction and psychological health have been inconsistent (Wolgast & Lundh, 2017). Given that culture shapes the value of authentic emotions and the value of prohedonic experiences, we expected some of the associations between emotion regulation strategies and psychological health to vary across

cultures that differ in individualism-collectivism. Whether an emotion regulation strategy is positively linked, negatively linked, or unrelated to psychological health may depend on the target strategy, the target index of psychological health, and the specific cultural context.

The Current Investigation

To test our hypothesis, we conducted a pre-registered cross-cultural study (https://aspredicted.org/ZPY_42W). The study took place during the COVID-19 pandemic between April and August 2021. The study included samples from 19 countries, covering major cultural regions around the world (Middle East, Latin America, North America, Europe, Eastern Europe, Sub-Saharan Africa, East Asia, and South Asia). To increase equivalence across samples, we recruited university students.

We assessed the use of emotion regulation strategies to decrease unpleasant emotions. To do so, we created and validated a multi-item measure of emotion regulation strategy use (available in the Appendix) and established its measurement equivalence across cultures. We assessed links between emotion regulation strategy use and four indices of psychological health (i.e., life satisfaction, depressive symptoms, perceived stress, and loneliness).

We expected to find evidence for variability across cultures in some associations between emotion regulation strategies and indices of psychological health. We further tested whether potential cultural variability could be explained by country levels of individualism-collectivism. We expected individualism-collectivism to moderate associations between psychological health and rumination and expressive suppression, but potentially also distraction and acceptance. Given that unpleasant emotions differ across cultures (Mesquita, 2022), and given that emotion regulation strategy use depends on emotional intensity (Sheppes et al., 2014), we assessed and controlled for unpleasant emotional experiences. This allowed us to ensure that cultural differences in unpleasant emotional experiences do not account for potential differences in links

between emotion regulation strategies and psychological health. We also tested whether several variables at the country-level explained cultural differences in associations between strategies and psychological health indices. First, given that countries might differ in age and gender distributions, these country-level variables included age and gender. Second, as the impact of COVID-19 likely differed across countries at the time of our investigation, we assessed and examined COVID-19 impact at the country level. Third, given that our sample targeted university students, we examined the prevalence of college-level education at the country-level.

Methods

The study materials, data, and analysis codes are available on Open Science Framework (Tamir & Ito, 2023).

Participants

Participants were university students ($N = 3,960$, 56.8% female, $M_{\text{age}} = 22.95$, $SD_{\text{age}} = 4.91$) from 19 countries, including Russia, Poland, Italy, Germany, United Kingdom, United States, Turkey, Israel, India, Japan, South Korea, China, Nepal, Bangladesh, Ghana, Mexico, Brazil, Peru and Ecuador. Participants were included in the analysis if they were native born, native language speakers, over 18 years old, spent more than 300 seconds on the survey, and passed two attention checks (see Table 1 for details on sample composition). Our final sample did not include additional 597 participants (450 failed attention checks, 56 were not native born, 79 were underage, 11 completed the survey in less than 300 seconds, and one was not a native speaker). A minimum of 100 participants per group is considered sufficient when conducting multilevel structural equation modeling (Hox & Maas, 2001)¹.

Procedure

¹ This condition was met in all countries but Brazil. Evidence for cross-cultural differences was even stronger when analyses were repeated excluding Brazil.

The study was approved and conducted in compliance with local Internal Review Boards. Participants completed the study online, after giving informed consent. Participants completed the study in their native language or formal language of instruction. For non-English versions, we carried out iterations of translation and back-translation by independent bilinguals. Separate gender-matched versions were used, where appropriate. Participants first rated their emotional experiences. They then rated the extent to which they used different emotion regulation strategies, and completed indices of psychological health and demographic questions.²

Materials

All measures below were completed with reference to the past week. Reliabilities by country are reported in the Results section.

Emotional Experiences

To assess emotional experiences in the past week, participants completed a scale that has been previously validated to assess emotional experiences in healthy samples across cultures (Tamir et al., 2016). Participants rated the extent to which (1 = *not at all*, 5 = *a lot*) they felt items related to sadness (sadness, depression, despair), fear (fear, anxiety, nervousness, stress) and anger (anger, contempt, hostility, hatred). To create an index of unpleasant emotions, we computed average scores for sadness, fear, and anger, and then aggregated across them.³

Emotion Regulation Strategy Use

To assess the use of a range of emotion regulation strategies, we created and validated a new scale. The scale included separate subscales to measure the use of situation selection,

² To address other research questions, the study also included measures of motivation to engage in self-oriented and other-oriented emotion regulation, strategies used for other-oriented emotion regulation, and reactions to the COVID pandemic. We also included indices of psychological health from the World Health Organization (WHO). Our patterns of results remained consistent when these WHO indices were included as dependent variables.

³ The scale also included 15 pleasant emotions and 4 additional items for exploratory purposes. These items were not included in the current analyses.

distraction, cognitive reappraisal, rumination, expressive suppression, acceptance, and emotional support seeking. First, we conducted a literature review to identify existing trait and state measures of each strategy.⁴ Second, building on this literature, we selected items for each strategy that tap usage in the previous week, that do not refer to specific emotions, that are not tied to specific contexts, and that are not redundant with each other. We selected four items per strategy, which resulted in 28 items total (see the Appendix for the list of items in a random order, instructions, and mapping of items to strategies). Third, we conducted a pilot study ($N = 182$; $M_{\text{age}} = 34.72$, $SD_{\text{age}} = 12.71$; 75% female) on Prolific, to test the reliability and structural validity of the scale. Participants rated how much they engaged in each behavior to decrease their unpleasant emotions in the past week (1 = I did not do this at all; 5 = I did this a lot). An exploratory factor analysis confirmed the expected seven-factor structure, with all target items loading most highly on their respective factors.⁵

Psychological Health

Life Satisfaction. Participants completed the Satisfaction with Life Scale (SWLS; Diener et al., 1985). Participants rated their agreement (1 = strongly disagree, 7 = strongly agree) with five items (e.g., “I was satisfied with my life”).

Depressive Symptoms. Participants completed the short form of the Center of Epidemiological Studies Depression Scale (CESD; Eaton et al., 2004). Participants rated how often (1 = rarely or none of the time; 4 = most or all of the time) they experienced 10 symptoms (e.g., “I felt depressed”).

⁴ A complete list of these sources is available upon request.

⁵ Information about factor loadings is available upon request.

Perceived stress. Participants completed the short Perceived Stress Scale (PSS-4; Cohen et al., 1983). Participants rated how often (1 = rarely or none of the time; 4 = most or all of the time) they had four experiences (e.g., “I was unable to control the important things in my life”).

Loneliness. Participants completed the short form of the UCLA Loneliness Scale (Hays & DiMatteo, 1987). Participants rated their agreement (0 = completely disagree, 8 = completely agree) with eight items (e.g., “I lacked companionship”).⁶

Country-Level Variables

Individualism-Collectivism. Ratings of individualism-collectivism were computed following Vishkin and colleagues (2023), who averaged across scaled indices of individualism-collectivism, including Hofstede’s individualism index (Hofstede et al., 2010), Schwartz’s scores for autonomy versus embeddedness (Schwartz, 1994), and Welzel’s scores for emancipative values (Welzel, 2014). Higher scores reflect higher individualism.

COVID Impact. Participants rated how much (0=not applicable, 1=not at all, 7=very much) the Covid-19 pandemic negatively impacted 13 life domains (e.g., "income", "physical health"). We used these scores to compute country-level means.

Tertiary Education Attainment. This information was available for 14 of 19 countries and taken from the OECD 2020 report (<https://data.oecd.org/eduatt/adult-education-level.htm>).

Results

Measurement Equivalence and Reliabilities

To test whether our measures assessed the same constructs across cultures, we used separate multi-group confirmatory factor analyses (MGCFA) to test the measurement equivalence of measures of emotion regulation strategies, indices of psychological health, and

⁶ Due to human error, in half the countries (Poland, Italy, India, Japan, South Korea, Brazil, Ghana, UK, USA, Nepal) loneliness was rated on a 1-8 scale. These scores were rescaled to fit a 0-8 scale.

emotional experiences. First, for each index, we confirmed that all items loaded on the same latent factor across cultures (i.e., configural invariance). Next, we tested whether the loadings of items on the latent factor were equal across cultures (i.e., metric invariance). In cases where full metric invariance was not established, we tested for partial metric invariance, which requires that at least two loadings per latent variable are equal across groups (Byrne et al., 1989). We used multiple fit indices to evaluate the models, treating Comparative Fit Index (CFI) values $\geq .90$, Root Mean Square Error of Approximation (RMSEA) values $\leq .08$, and the Standardized Root Mean Square Residual (SRMR) values $\leq .06$ (Hu & Bentler, 1999) as indicating a reasonable model fit and treating changes in CFI $\leq .01$ and RMSEA $\leq .015$ or SRMR $\leq .03$ between the configural and metric level as supporting the metric invariance (Chen, 2007). Section 1.1 in the Supplementary Materials presents the fit coefficients for models at the level of the partial metric invariance. We established full or partial metric invariance for our measures across almost all groups. Establishing metric invariance is sufficient to justify treating associations between emotion regulation strategies and psychological health as comparable across cultural samples. Section 1.2 in the Supplementary Materials lists reliability indices of our measures by country.

Key Analyses

In our pre-registration, we planned to evaluate between-country differences in associations between strategies and psychological outcomes by creating country dummies and testing whether they moderate individual-level associations. However, these models did not converge. Therefore, we used multilevel analyses to address the nested structure of our data, assessing individual-level links between emotion regulation strategies and indices of psychological health (i.e., seven strategies x four indices = 28 links in total). These multilevel analyses allowed us to assess associations between emotion regulation strategies and psychological health and whether they differ across countries, by including random slopes in the

models. We controlled for age, gender, and unpleasant emotional experiences, which were group-mean centered and included at the individual level (see Section 2.1 of the Supplementary Materials for the detailed equations of the multilevel models). We conducted these analyses using Mplus 8.8 (Muthén & Muthén, 2018) and MplusAutomation package of R (Hallquist & Wiley, 2018). The maximum likelihood estimation with the robust standard errors (MLR) method was used to estimate the models, so that standard errors and model fit indices were corrected and results were robust to violation of data normality. We report the full results of the random intercept and slope models in Section 2.2 of the Supplementary Materials.

As shown in Table 2, when averaged across countries, situation selection, cognitive reappraisal, acceptance, and emotional support seeking were linked to better psychological health, whereas rumination and expressive suppression were linked to worse psychological health. Distraction was linked to higher life satisfaction, but was not significantly linked to indices of ill-being. These findings are largely consistent with commonly reported patterns, but should be interpreted cautiously if there is evidence that they differ across countries.

Evaluating Cultural Differences/Similarities in Associations between Strategies and Indices of Psychological Health

To test whether there is sufficient evidence for differences or similarities across countries, and to estimate the strength of such evidence, we relied on a Bayesian statistical approach. For each association, we compared models with a random intercept for country to models with random intercept and slope for country, based on the Bayesian Information Criterion (BIC; Kass & Raftery, 1995). In general, models with a smaller BIC value are preferred. This approach affords two benefits. First, by subtracting BIC values of models with a random intercept and slope from BIC values of models with a random intercept, we could separately estimate evidence in favor of differences across countries (i.e., $\Delta\text{BIC} > 0$, when BIC

of random intercept and slope models is smaller than BIC of random intercept models) and in favor of similarities across countries (i.e., $\Delta\text{BIC} < 0$). Second, the size of the BIC differences can be used to infer the strength of the evidence in support of either differences or similarities across cultures. Following Raftery (1995), absolute BIC differences between 0-2 can be interpreted as weak evidence, absolute differences between 2-6 can be interpreted as positive evidence, absolute differences between 6-10 can be interpreted as strong evidence, and absolute differences greater than 10 can be interpreted as very strong evidence. In Table 3, we report (i) BIC values of all random intercept models, (ii) BIC values of all random intercept and slope models, and (iii) the differences between them.

Examining Specific Associations between Strategies and Psychological Health Indices

To examine how specific associations between emotion regulation strategies and psychological outcomes varied across countries, we conducted multiple group path analyses, using Mplus 8.8 (Muthén & Muthén, 2018) and MplusAutomation package of R (Hallquist & Wiley, 2018). Each of the seven path models included an emotion regulation strategy (e.g., acceptance) and covariates (i.e., age, gender, intensity of unpleasant emotional experiences), predicting the four indices of psychological health (i.e., depressive symptoms, loneliness, perceived stress, and satisfaction with life) simultaneously. We used maximum likelihood estimation with robust standard errors (MLR). We report results of multiple group path analyses in Sections 3.1-3.7 of the Supplementary Materials.

Figure 1 presents findings of the multilevel analyses and the multiple group path analyses. Summarizing results of the multiple group path analyses, the figure depicts coefficients (and their confidence intervals) of associations between each emotion regulation strategy (in separate rows) and each index of psychological health (in separate columns) in each country (listed in the y-axes of each cell). Figure 1 also summarizes the BIC comparisons based on the

multilevel analyses. The figure depicts associations for which there is sufficient evidence in favor of cultural differences in blue, and associations for which there is sufficient evidence in favor of cultural similarities in pink. When the evidence is too weak to support either cultural differences or similarities (i.e., i.e., $|\Delta\text{BIC}|$ ranges from 0-2), associations appear in white. Figure 1 also provides information about the strength of the available evidence, with stronger associations appearing in darker shades, and very strong associations highlighted in a bold frame.

As shown in Figure 1, we found evidence (i.e., $\Delta\text{BIC} > 2$) for cultural differences in associations between emotion regulation strategies and psychological health in 36% of the links. The evidence in support of cultural differences was strong (i.e., $\Delta\text{BIC} > 6$) in 25% of the links, and very strong (i.e., $\Delta\text{BIC} > 10$) in 18% of the links.⁷ Congruent with existing evidence, we found very strong support for cultural differences in associations of psychological health with expressive suppression and rumination. We also found strong support for cultural differences in associations of psychological health with distraction. Strong evidence for cultural differences was also found in associations with acceptance, and weaker evidence for cultural differences was found in associations with situation selection and cognitive reappraisal. In terms of psychological health indices, associations with life satisfaction were the most variable across cultures, whereas associations with loneliness were the least variable.

We also found evidence (i.e., $\Delta\text{BIC} < -2$) for similarities across countries in 46% of associations between emotion regulation strategies and psychological health (see Figure 1). Evidence in support of cultural similarities was strong (i.e., $\Delta\text{BIC} < -6$) in 36% of the links. There were no associations for which evidence for cultural similarities was very strong.

⁷ To test whether these findings were obtained by chance alone, we simulated data by repeating our analyses 20 times after randomly assigning participants to countries at each iteration. None of these analyses provided evidence for cultural differences (i.e., $\Delta\text{BIC} > 6$), indicating that our results were unlikely due to chance.

Emotional support seeking was the only strategy where there was evidence for cultural similarities in associations with indices of psychological health, with no evidence for cultural differences. Emotional support seeking was associated with higher life satisfaction and lower perceived stress. We also found strong evidence for cultural similarities in negative associations between acceptance and depressive symptoms, perceived stress, and loneliness. Strong evidence in favor of cultural similarities was also found in positive associations of situation selection and life satisfaction and negative associations of situation selection and loneliness.

The weakest evidence in support of either differences or similarities across countries was found in associations of psychological health with cognitive reappraisal. There was strong evidence for cultural similarity in the negative link between reappraisal and loneliness, moderate evidence for cultural differences in the link between reappraisal and life satisfaction, and not enough evidence to support cultural differences or similarities in links between reappraisal and depressive symptoms or stress.

Examining Moderation by Individualism-Collectivism

We proceeded to test whether cultural differences could be explained by country-level individualism-collectivism. We report the detailed results of these analyses in Section 4.2 of the Supplementary Materials (see Section 4.1 for equations). In Figure 2, associations that were significantly moderated by country-level individualism-collectivism are highlighted in a bold frame. As in Figure 1, we depicted associations where the evidence in favor of cultural differences was strong (i.e., $\Delta\text{BIC} > 6$) in blue and associations where the evidence in favor of cultural similarities was strong (i.e., $\Delta\text{BIC} < -6$) in pink. For simplicity, we did not depict weaker evidence for cultural differences or similarities (i.e., $|\Delta\text{BIC}| \leq 6$).

As shown in Figure 2, whenever there was strong evidence for cultural differences, they were significantly linked to country levels of individualism-collectivism. Associations between

psychological health and expressive suppression, rumination, distraction and acceptance tended to be more negative or less positive in more individualist countries. Expressive suppression was negatively associated with psychological health in more individualist countries, but positively associated with it in more collectivist countries. Rumination was negatively associated with psychological health in more individualist countries, but unrelated to it in more collectivist countries. Distraction was unrelated to psychological health in more individualist countries, but positively related to it in more collectivist countries. Acceptance was positively associated with psychological health, but this association was weaker in more individualist countries.

We also found significant moderation by individualism-collectivism of associations between reappraisal and life satisfaction (where evidence for cultural differences was positive, but not strong), associations between emotional support seeking and loneliness (where evidence was insufficient to support either cultural differences or similarities), and associations between situation selection and life satisfaction (where there was strong evidence in favor of cultural similarities). In cases where evidence in favor of cultural differences was ambiguous or when there was evidence in favor of cultural similarities, evidence for moderation by individualism-collectivism should be interpreted with caution.

Examining Effects by Potential Covariates at the Country Level

We conducted a set of follow-up multilevel analyses to test whether country-level variables (e.g., between-country variations in age and gender compositions, COVID-impact and tertiary education attainment) explained associations between each strategy and each index of psychological health. None of the effects of between-countries variation in age, gender, or COVID-impact were significant. When examining country-level tertiary education attainment, we found significant effects in two of the seven target associations (i.e., the association between distraction and perceived stress and the association between expressive suppression and life

satisfaction). Taken together, these findings suggest that our effects could not be fully explained by country differences in age, gender, COVID-impact, or levels of educational attainment alone. Results of these analyses are reported in Sections 4.3-4.6 in the Supplementary Materials.⁸

Discussion

Which emotion regulation strategy people use may be critical for mental health (e.g., Aldao et al., 2010). Accordingly, studies have tried to identify which emotion regulation strategies are used by healthy (or unhealthy) people, and which strategies are more (vs. less) adaptive. Our findings suggest that it might be more beneficial to identify which strategies are more (vs. less) adaptive *for which context*. Using a particular emotion regulation strategy could be linked to different (and even opposite) patterns of psychological health in different cultural contexts. In a cross-cultural study, we assessed associations between emotion regulation strategies and indices of psychological health as people coped with the distress of the COVID-19 pandemic. We targeted diverse countries, some of which have been rarely studied. We found strong to very strong support for cultural differences in some of the associations between emotion regulation strategies and psychological health. Indeed, some strategies that were positively linked to psychological health in certain countries, were unrelated or even negatively related to psychological health in other countries. We also found evidence for similarities across cultures, indicating that some patterns are consistent, whereas others are not.

Links between Emotion Regulation and Psychological Health May Differ across Cultures

Although most research on emotion regulation has been conducted in WEIRD cultural contexts, there is a growing body of research on emotion regulation and well-being across

⁸ Our measure of emotion regulation strategies targeted attempts to decrease unpleasant emotions. In our sample, 26 participants (0.7% of total sample) reported they experienced no unpleasant emotions in the preceding week. Therefore, we repeated our key analyses excluding these participants. Results remained unchanged.

cultures (for reviews, see Chentsova-Dutton et al., in press; Miyamoto et al., in press). Whereas some studies point to cultural differences (e.g., Su et al., 2012), other studies point to cultural similarities (e.g., Wang et al., 2021) in associations between emotion regulation strategies and psychological health. Our investigation bridges such findings and extends them, by detecting both differences and similarities in associations between multiple emotion regulation strategies and different indices of psychological health, across an array of diverse cultural contexts.

Our findings provide strong to very strong support for cultural differences in some associations between emotion regulation strategies and psychological health. Extending the available literature (e.g., Chang et al., 2010; Choi & Miyamoto, 2022; Soto et al., 2011; Su et al., 2012), we found the most consistent evidence for cultural differences in associations of psychological health with expressive suppression and rumination. Our findings also provide evidence for novel cultural differences (e.g., in associations with distraction).

Our findings also pointed to similar associations between emotion regulation strategies and psychological health across cultures. Emotional support seeking was linked to better psychological health. Similarly, acceptance was linked to better psychological health, although the strength of its positive associations with life satisfaction was stronger in more collectivist countries. Situation selection was linked to more satisfaction with life and less loneliness. Finally, although cognitive reappraisal was linked to less loneliness across cultures and was generally linked to better psychological health, evidence regarding cultural similarities or differences in its associations with other indices of psychological health was inconclusive.

Overall, there was at least some evidence for differences across cultures in associations of psychological health with six of the seven strategies tested. Whereas in some instances only the size of the effect differed by country (e.g., acceptance), in other instances the direction of the effect differed as well (e.g., expressive suppression). Whether or not cultural differences in

associations between psychological health and emotion regulation strategies were detected depended on which strategy was examined. For instance, cultural differences were more common with respect to rumination than acceptance. Detecting cultural differences also depended on the index used to assess psychological health. Cultural differences were most common in associations with life satisfaction and least common in associations with loneliness.

Our findings suggest that using the same emotion regulation strategy could be differentially linked to psychological health in different cultures. These findings call for culturally sensitive psychological interventions. In addition to cultural sensitivity in psychiatric care (Kirmayer, 2007), our findings suggest that in a diverse and globalized world, to facilitate emotional health within and across cultures, it may be necessary to encourage the use of strategies that optimize health in the given cultural context.

Accounting for Cultural Differences and Similarities

Our investigation demonstrates that links between emotion regulation strategies and psychological health can differ across cultures. Although providing a full theoretical account of such differences is beyond the scope of this investigation, we propose that links between emotion regulation strategies and psychological health might depend on beliefs about emotions that likely vary by culture and on the characteristics of the emotion regulation strategy in question.

Members of countries that differ in individualism-collectivism tend to differ in how they think about emotions. Members of more individualist (vs. collectivist) cultures tend to value authentic emotions (Matsumoto et al., 2008; Uchida et al., 2009) and prohedonic experiences (Miyamoto et al., 2017) more highly. Reflecting these different cultural values, in these countries, emotional clarity and experiences are more strongly linked to well-being (Suh et al., 1998). Furthermore, in more individualist (vs. collectivist) countries, well-being is more positively linked to pleasant emotions and negatively linked to unpleasant emotions (Curhan et

al., 2014; Kuppens et al. 2008). Acknowledging authentic feelings and feeling pleasure over pain may be more valuable in individualist (vs. collectivist) cultures.

We have reasoned that if authentic emotions are more valuable in individualist (vs. collectivist) countries, strategies that disengage from or inhibit emotions should be more negatively linked to psychological health. Indeed, we found that expressive suppression, which involves inhibiting emotional expression, was negatively linked to psychological outcomes in individualist countries (e.g., Germany), but positively linked to them in collectivist countries (e.g., Ghana). Similarly, distraction, which involves disengagement from emotional experiences (Carver et al., 1989) was unrelated to psychological outcomes in individualist countries (e.g., Germany), but positively linked to them in collectivist countries (e.g., Peru).

We also reasoned that if prohedonic experiences are more valuable in individualist (vs. collectivist) countries, emotion regulation strategies that do not lead to an immediate improvement in hedonic balance should be more negatively linked to psychological health in individualist (vs. collectivist) countries. Indeed, we found that rumination which can amplify emotional intensity (Millgram et al., 2019) was linked to worse psychological health in more individualist countries (e.g., USA), but less so in collectivist countries (e.g., China). Similarly, acceptance, which involves refraining from active attempts to influence feelings (Wojnarowska et al., 2020), was linked to better psychological health in more collectivist countries (e.g., Nepal), but less so in individualist cultures (e.g., Italy).

Evidence for cultural differences or similarities were less consistent in the case of situation selection and cognitive reappraisal. Although further research is needed, this inconsistent evidence may be due to the fact that these strategies could either inhibit or facilitate authenticity and can be used to either decrease, amplify or maintain pain versus pleasure. If these strategies can be implemented in ways that are consistent with either individualist or collectivist

values (e.g., different ways of reframing situations, different types of situations encountered), their associations with psychological health may or may not differ across cultures.

Finally, we found no evidence for cultural differences in associations between psychological health and emotional support seeking. Research on cultural differences in links between emotional support and psychological health has been inconsistent (e.g., Ishii et al., 2017). Although this deserves future research attention, participants in our study may have construed emotional support in culturally consistent ways, which minimized cultural differences. It is also possible that receiving (rather than seeking) care and affection from others is related to better psychological health, regardless of how people think about emotions.

Strengths and Limitations

The COVID-19 pandemic offered a unique opportunity to examine thoughts, feelings and behaviors in response to a global threat. We capitalized on this opportunity and assessed how people felt and what they did to manage their emotions during such stressful times. We were able to sample diverse cultural contexts, some of which have been rarely studied. To understand cultural variation, we need to move beyond WEIRD cultures (Henrich et al., 2010), and our investigation was successful in doing so, by sampling understudied cultural contexts in South America, Eastern Europe, East Asia, and Africa. Yet, our study sampled only university students, which raises questions about generalizability and representativeness. It is important, therefore, to try to replicate our findings with representative samples from the general population.

Conducting our investigation during a global pandemic allowed us to examine how people worldwide coped with a relatively common objective stressor. Yet, it introduced strict methodological limitations. Our investigation was correlational and relied on self-report. Our design, therefore, does not allow us to determine whether using certain emotion regulation strategies leads to better or worse psychological health in certain cultures, or whether people in

particular states of ill-being or well-being are more likely to use certain strategies in certain cultures. Regardless of the causal direction, however, finding evidence for cultural differences or similarities in links between emotion regulation strategies and psychological health is the first step towards understanding emotion regulation in culturally diverse contexts. Future studies could assess emotion regulatory behaviors and psychological health using other methodologies, measures and experimental designs, in contexts other than the COVID-19 pandemic. If replicated with designs that allow to establish the causal direction of the effects, our findings could inform interventions around the world and in countries with culturally diverse populations (e.g., USA).

Our analysis focused on cultural differences in individualism-collectivism, however, some of our effects may be informed by other cultural differences, or might be country-specific. Indeed, when cultural differences emerged, Bangladesh and Brazil, which are both collectivist cultures, were often positioned at opposite ends of the distribution. Future research could move beyond the collectivism-individualism dimension, and identify other cultural dimensions that may help account for differences in emotion and emotion regulation (see Kitayama et al., 2022). Also, we were able to establish a level of equivalence that justified comparing associations between measures (i.e., strategies and psychological health) across cultures. However, as is often the case in cross-cultural research, we were unable to establish a level of equivalence that justifies comparing mean levels (e.g., levels of using specific strategies) across cultures. If it is possible to establish the necessary level of equivalence across measures, such comparisons would be an important goal for future research.

We found that emotion regulation strategies that are considered adaptive (or maladaptive) in WEIRD cultures can have different and even opposite associations with psychological health in non-WEIRD cultures. Our investigation, however, focused on strategies that people use to decrease their unpleasant emotions. Future research could extend the current findings to assess

cultural differences and similarities in other forms of emotion regulation, including the regulation of specific discrete unpleasant emotions (e.g., guilt vs. anger), the regulation of pleasant emotions, other-oriented or interpersonal emotion regulation, as well as group-based and collective emotion regulation. Interpersonal forms of emotion regulation might be particularly important to examine due to their potential role in collectivist cultural contexts.

Although we offered potential explanations for our findings, these need to be tested in future research. Furthermore, we offer explanations for some, but not all of our findings. For instance, it is unclear why cultural differences were relatively consistent when examining links with life satisfaction, but less consistent when examining links with depressive symptoms and perceived stress. Also, we cannot explain why patterns with depressive symptoms and perceived stress differed from each other. Finally, we were able to explain many cultural differences (e.g., why rumination was linked to worse psychological health in individualist vs. collectivist cultures), but we cannot yet explain the range of such effects (e.g., why links with rumination range from negative to null, whereas links with expressive suppression range from negative to positive). Our investigation outlines the landscape of cultural similarities and differences in associations between emotion regulation strategies and psychological health, with the hope that future research could build on this foundation to develop new theories and test novel hypotheses.

Conclusions

Which emotion regulation strategy should people use to maximize psychological health? Our findings suggest that the answer may depend on the individual's cultural context. We assessed links between the use of different emotion regulation strategies during the COVID-19 pandemic and indices of psychological health in diverse countries worldwide, and found that such links can vary across cultures. Our findings highlight the importance of adopting a culturally sensitive approach to emotion regulation.

References

- Aldao, A., Nolen-Hoeksema, S., & Schweizer, S. (2010). Emotion-regulation strategies across psychopathology: A meta-analytic review. *Clinical Psychology Review, 30*(2), 217–237. <https://doi.org/10.1016/j.cpr.2009.11.004>
- Bentler, P. (1990). Comparative Fit Indices in Structural Models Permalink. *Psychological Bulletin, 107*(2), 238–246. <https://doi.org/10.1037/0033-2909.107.2.238>
- Brans, K., Koval, P., Verduyn, P., Lim, Y. L., & Kuppens, P. (2013). The regulation of negative and positive affect in daily life. *Emotion, 13*(5), 926–939. <https://doi.org/10.1037/a0032400>
- Byrne, B. M., Shavelson, R. J., & Muthen, B. (1989). Testing for the equivalence of factor covariance and mean structures - the issue of partial measurement invariance. *Psychological Bulletin, 105*, 456-466. <https://doi.org/10.1037/0033-2909.105.3.456>
- Carver, C. S., Scheier, M. F., & Weintraub, J. K. (1989). Assessing coping strategies: A theoretically based approach. *Journal of Personality and Social Psychology, 56*(2), 267–283. <https://doi.org/10.1037/0022-3514.56.2.267>
- Cénat, J. M., Blais-Rochette, C., Kokou-Kpolou, C. K., Noorishad, P. G., Mukunzi, J. N., McIntee, S. E., Dalexis, R. D., Goulet, M. A., & Labelle, P. R. (2021). Prevalence of symptoms of depression, anxiety, insomnia, posttraumatic stress disorder, and psychological distress among populations affected by the COVID-19 pandemic: A systematic review and meta-analysis. *Psychiatry Research, 295*, 113599. <https://doi.org/10.1016/j.psychres.2020.113599>
- Chang, E. C., Tsai, W., & Sanna, L. J. (2010). Examining the relations between rumination and adjustment: Do ethnic differences exist between Asian and European Americans? *Asian*

- American Journal of Psychology*, 1(1), 46–56. <https://doi.org/10.1037/a0018821>
- Chen, F. F. (2007). Sensitivity of goodness of fit indexes to lack of measurement invariance. *Structural Equation Modeling*, 14, 464-504. <https://doi.org/10.1080/10705510701301834>
- Chentsova-Dutton, Y., Tuna, E., & Tamir, M. (in press). Emotion regulation and psychopathology across cultures. In J.J. Gross & B.Q. Ford (Eds.). *Handbook of emotion regulation* (3rd edition). New York, NY: Guilford Press.
- Choi, J. H. S., & Miyamoto, Y. (2022). Cultural differences in rumination and psychological correlates: The Role of attribution. *Personality and Social Psychology Bulletin*. Advance online publication. <https://doi.org/10.1177/01461672221089061>
- Cohen, S., Kamarck, T., & Mermelstein, R. (1983). A global measure of perceived stress. *Journal of Health and Social Behavior*, 24(4), 385–396. 396. <https://doi.org/10.2307/2136404>
- Curhan, K. B., Sims, T., Markus, H. R., Kitayama, S., Karasawa, M., Kawakami, N., Love, G. D., Coe, C. L., Miyamoto, Y., & Ryff, C. D. (2014). Just how bad negative affect is for your health depends on culture. *Psychological Science*, 25(12), 2277–2280. <https://doi.org/10.1177/0956797614543802>
- Denny, B. T. (2020). Getting better over time: A framework for examining the impact of emotion regulation training. *Emotion*, 20(1), 110-114. <https://doi.org/10.1037/emo0000641>
- Diener, E., Emmons, R. A., Larsen, R. J., & Griffin, S. (1985). The Satisfaction with Life Scale. *Journal of Personality Assessment*, 49(1), 71–75. https://doi.org/10.1207/s15327752jpa4901_13
- Eaton, W. W., Smith, C., Ybarra, M., Muntaner, C., & Tien, A. (2004). Center for Epidemiologic Studies Depression Scale—Revised (CESD-R). *APA PsycTests*.

<https://doi.org/10.1037/t29280-000>

Eid, M., & Diener, E. (2001). Norms for experiencing emotions in different cultures: Inter- and intranational differences. *Journal of Personality and Social Psychology*, *81*(5), 869–885.

<https://doi.org/10.1037/0022-3514.81.5.869>

English, T., & John, O. P. (2013). Understanding the social effects of emotion regulation: The mediating role of authenticity for individual differences in suppression. *Emotion*, *13*(2),

314–329. <https://doi.org/10.1037/a0029847>

Gross J. J. (1998). Antecedent- and response-focused emotion regulation: divergent consequences for experience, expression, and physiology. *Journal of Personality and Social Psychology*, *74*(1), 224–237. <https://doi.org/10.1037//0022-3514.74.1.224>

Gross, J. J. (2015). The extended process model of emotion regulation: Elaborations, applications, and future directions. *Psychological Inquiry*, *26*(1), 130-137.

<https://doi.org/10.1080/1047840X.2015.989751>

Gross, J. J., & Thompson, R. A. (2007). Emotion Regulation: Conceptual Foundations. In J. J. Gross (Ed.), *Handbook of Emotion Regulation* (pp. 3–24). The Guilford Press.

Hallquist, M. N. & Wiley, J. F. (2018) MplusAutomation: An R Package for Facilitating Large-Scale Latent Variable Analyses in Mplus. *Structural Equation Modeling: A*

Multidisciplinary Journal, *25*(4), 621-638.

<https://doi.org/10.1080/10705511.2017.1402334>

Hays, R. D., & DiMatteo, M. R. (1987). A short-form measure of loneliness. *Journal of Personality Assessment*, *51*(1), 69–81. https://doi.org/10.1207/s15327752jpa5101_6

Henrich, J., Heine, S. J., & Norenzayan, A. (2010). The weirdest people in the world? *The Behavioral and Brain Sciences*, *33*(2-3), 61–135.

<https://doi.org/10.1017/S0140525X0999152X>

- Hoffmann, J. D., Brackett, M. A., Bailey, C. S., & Willner, C. J. (2020). Teaching emotion regulation in schools: Translating research into practice with the RULER approach to social and emotional learning. *Emotion, 20*(1), 105–109.
<https://doi.org/10.1037/emo0000649>
- Hofstede, G., Hofstede, G. J., & Minkov, M. (2010). *Cultures and organizations: Software of the mind* (3rd ed.). McGraw Hill. <https://doi.org/10.1007/s11569-007-0005-8>
- Hox, J. J., & Maas, C. J. M. (2001). The accuracy of multilevel structural equation modeling with pseudobalanced groups and small samples. *Structural Equation Modeling, 8*(2), 157–174. https://doi.org/10.1207/S15328007SEM0802_1
- Hu, L., & Bentler, P. M. (1999). Cutoff criteria for fit indexes in covariance structure analysis: Conventional criteria versus new alternatives. *Structural Equation Modeling, 6*, 1-55.
<https://doi.org/10.1080/10705519909540118>
- Ishii, K., Mojaverian, T., Masuno, K., & Kim, H. S. (2017). Cultural Differences in Motivation for Seeking Social Support and the Emotional Consequences of Receiving Support: The Role of Influence and Adjustment Goals. *Journal of Cross-Cultural Psychology, 48*(9), 1442–1456. <https://doi.org/10.1177/0022022117731091>
- Kass, R. E., & Raftery, A. E. (1995). Bayes factors. *Journal of the American Statistical Association, 90*(430), 773-795. <https://doi.org/10.1080/01621459.1995.10476572>
- Kitayama, S., Salvador, C. E., Nanakdewa, K., Rossmailer, A., San Martin, A., & Savani, K. (2022). Varieties of interdependence and the emergence of the Modern West: Toward the globalizing of psychology. *American Psychologist, 77*(9), 991–1006.
<https://doi.org/10.1037/amp0001073>
- Kirmayer, L. J. (2007). Psychotherapy and the cultural concept of the person. *Transcultural Psychiatry, 44*(2), 232–257. <https://doi.org/10.1177/1363461506070794>

- Kuppens, P., Realo, A., & Diener, E. (2008). The role of positive and negative emotions in life satisfaction judgment across nations. *Journal of Personality and Social Psychology*, *95*(1), 66–75. <https://doi.org/10.1037/0022-3514.95.1.66>
- Markus, H., & Kitayama, S. (1991). Culture and the Self: Implications for Cognition, Emotion, and Motivation. *Psychological Review*, *98*, 224-253.
<http://dx.doi.org/10.1037/0033-295X.98.2.224>
- Matsumoto, D., Yoo, S. H., Fontaine, J., Anguas-Wong, A. M., Arriola, M., Ataca, B., ... Grossi, E. (2008). Mapping expressive differences around the world: The relationship between emotional display rules and individualism versus collectivism. *Journal of Cross-Cultural Psychology*, *39*(1), 55-74. <https://doi.org/10.1177/0022022107311854>
- McRae, K., & Gross, J. J. (2020). Emotion regulation. *Emotion*, *20*(1), 1–9.
<https://doi.org/10.1037/emo0000703>
- Mesquita, B. (2022). *Between us: How cultures create emotion*. W. N. Norton: New York, NY.
<https://doi.org/10.1093/scan/nsab007>
- Millgram, Y., Sheppes, G., Kalokerinos, E., Kuppens P., & Tamir, M. (2019). Do the ends dictate the means in emotion regulation? *Journal of Experimental Psychology: General*, *148*(1), 80-96. <https://doi.org/10.1037/xge0000477>
- Miyamoto, Y., Tamir, M., & Choi, J. H. (in press). Culture and emotion regulation. In J. De Leersnyder (Ed.), *The Socio-Cultural Shaping of Emotion*. Cambridge University Press.
- Miyamoto, Y., Ma, X., & Wilken, B. (2017). Cultural variation in pro-positive versus balanced systems of emotions. *Current Opinion in Behavioral Sciences*, *15*, 27-32.
<https://doi.org/10.1016/j.cobeha.2017.05.014>
- Muthén, L. K., & Muthén, B. O. (2018). Mplus Version 8.0. Los Angeles, CA: Muthén & Muthén.
- Raftery, A. E. (1995). Bayesian model selection in social research. *Sociological*

- methodology*, 111-163. <https://doi.org/10.2307/271063>
- Nolen-Hoeksema, S., Wisco, B. E., & Lyubomirsky, S. (2008). Rethinking Rumination. *Perspectives on Psychological Science*, 3(5), 400–424. <https://doi.org/10.1111/j.1745-6924.2008.00088.x>
- Park, J., Kitayama, S., Miyamoto, Y., & Coe, C. L. (2020). Feeling bad is not always unhealthy: Culture moderates the link between negative affect and diurnal cortisol profiles. *Emotion*, 20(5), 721–733. <https://doi.org/10.1037/emo0000605>
- Parkinson, B., & Totterdell, P. (1999). Classifying affect-regulation strategies. *Cognition and Emotion*, 13(3), 277–303. <https://doi.org/10.1080/026999399379285>
- Raftery, A. E. (1995). Bayesian model selection in social research. *Sociological Methodology*, 111-163. <https://doi.org/10.2307/271063>
- Schunk, F., Trommsdorff, G., & König-Teshnizi, D. (2022). Regulation of positive and negative emotions across cultures: does culture moderate associations between emotion regulation and mental health? *Cognition and Emotion*, 36(2), 352–363. <https://doi.org/10.1080/02699931.2021.1997924>
- Schwartz, S. H. (1994). Beyond individualism–collectivism: New cultural dimensions of values. In U. Kim, C. Triandis, C. Kagitcibasi, S. C., Choi, & G. Yoon (Eds.), *Individualism and collectivism: Theory, method, and applications* (pp. 85–119). Sage Publications.
- Sheppes, G., Scheibe, S., Suri, G., Radu, P., Blechert, J., & Gross, J. J. (2014). Emotion regulation choice: a conceptual framework and supporting evidence. *Journal of Experimental Psychology: General*, 143(1), 163–181. <https://doi.org/10.1037/a0030831>
- Soto, J. A., Perez, C. R., Kim, Y. H., Lee, E. A., & Minnick, M. R. (2011). Is expressive suppression always associated with poorer psychological functioning? A cross-cultural comparison between European Americans and Hong Kong Chinese. *Emotion*, 11(6),

1450–1455. <https://doi.org/10.1037/a0023340>

Su, J. C., Park, I. J. K., Chang, J., Kim, S. Y., Dezutter, J., Seol, K. O., Lee, R. M., Soto, J. A., Zamboanga, B. L., Ham, L. S., Hurley, E. A., & Brown, E. (2015). Differential links between expressive suppression and well-being among Chinese and Mexican American college students. *Asian American Journal of Psychology, 6*(1), 15–24.

<https://doi.org/10.1037/a0036116>

Suh, E., Diener, E., Oishi, S., & Triandis, H. C. (1998). The shifting basis of life satisfaction judgments across cultures: Emotions versus norms. *Journal of Personality and Social Psychology, 74*(2), 482–493. <https://doi.org/10.1037/0022-3514.74.2.482>

Tamir, M., & Ito, A. (2023, August 20th). *Emotion Regulation Strategies and Psychological Health Across Cultures*. Open Science Framework. <https://osf.io/snm58/>

Tamir, M., Schwartz, S. H., Cieciuch, J., Riediger, M., Torres, C., Scollon, C., Dzokoto, V., Zhou, X., & Vishkin, A. (2016). Desired emotions across cultures: A value-based account. *Journal of Personality and Social Psychology, 111*(1), 67–82.

<https://doi.org/10.1037/pspp0000072>

Troy, A. S., Ford, B. Q., McRae, K., Zorola, P., & Mauss, I. B. (2017). Change the things you can: Emotion regulation is more beneficial for people from lower than from higher socioeconomic status. *Emotion, 17*(1), 141–154. <https://doi.org/10.1037/emo0000210>

Tucker, L. R., & Lewis, C. (1973). A Reliability coefficient for maximum likelihood factor analysis. *Psychometrika, 38*, 1–10. <https://doi.org/10.1007/BF02291170>

Uchida, Y., Townsend, S. S., Rose Markus, H., & Bergsieker, H. B. (2009). Emotions as within or between people? Cultural variation in lay theories of emotion expression and inference. *Personality and Social Psychology Bulletin, 35*(11), 1427–1439.

<https://doi.org/10.1177/0146167209347322>

- Vishkin, A., Kitayama, S., Berg, M. K., Diener, E., Gross-Manos, D., Ben-Arieh, A., & Tamir, M. (2023). Adherence to emotion norms is greater in individualist cultures than in collectivist cultures. *Journal of Personality and Social Psychology, 124*(6), 1256-1276. <https://doi.org/10.1037/pspi0000409>
- Wang, K., Goldenberg, A., Dorison, C. A., Miller, J. K., Uusberg, A., Lerner, J. S., Gross, J. J., Agesin, B. B., Bernardo, M., Campos, O., Eudave, L., Grzech, K., Ozery, D. H., Jackson, E. A., Garcia, E. O. L., Drexler, S. M., Jurković, A. P., Rana, K., Wilson, J. P., Antoniadi, M., ... Moshontz, H. (2021). A multi-country test of brief reappraisal interventions on emotions during the COVID-19 pandemic. *Nature Human Behaviour, 5*(8), 1089–1110. <https://doi.org/10.1038/s41562-021-01173-x>
- Welzel, C. (2013). *Freedom rising: Human empowerment and the quest for emancipation*. Cambridge University Press. <https://doi.org/10.1017/CBO9781139540919>
- Wojnarowska, A., Kobylinska, D., & Lewczuk, K. (2020). Acceptance as an Emotion Regulation Strategy in Experimental Psychological Research: What We Know and How We Can Improve That Knowledge. *Frontiers in Psychology, 11*, 242. <https://doi.org/10.3389/fpsyg.2020.00242>
- Wolgast, M., & Lundh, L. G. (2017). Is distraction an adaptive or maladaptive strategy for emotion regulation? A person-oriented approach. *Journal of Psychopathology and Behavioral Assessment, 39*(1), 117–127. <https://doi.org/10.1007/s10862-016-9570-x>

Table 1
Sample Characteristics

Country	N	Age range	Mean age (SD)	Gender
Bangladesh	170	18-70	23.62 (6.09)	Female = 45%, non-binary = 2%, non disclosed = 7%
Brazil	71	19-60	28.04 (9.40)	Female = 73%
China	208	18-35	21.69 (2.13)	Female = 64%, non-binary = 2%, non disclosed = 1%
Ecuador	130	18-67	24.42 (7.67)	Female = 60%, non disclosed = .8%
Germany	196	18-30	23.55 (3.16)	Female = 49%, non-binary = 3%, non disclosed = 1%
Ghana	277	18-50	21.29 (3.30)	Female = 35%, non disclosed = 4%
India	238	18-56	24.71 (6.84)	Female = 74%, non disclosed = 3%
Israel	210	19-33	24.02 (2.08)	Female = 53%, non disclosed = .5%
Italy	291	18-62	25.32 (4.82)	Female = 62%, non-binary = .7%, non disclosed = .7%
Japan	200	18-44	20.95 (2.92)	Female = 44%, non-binary = 2.5%, non disclosed = 5%
Mexico	211	18-46	21.20 (2.33)	Female = 52%, non-binary = .5%, non disclosed = .5%
Nepal	180	18-33	23.38 (2.98)	Female = 41%, non disclosed = 2%
Peru	163	18-56	23.95 (6.32)	Female = 55%, non disclosed = 2%
Poland	257	19-49	25.79 (5.27)	Female = 62%, non disclosed = .4%
Russia	213	18-48	21.34 (4.96)	Female = 74%, non-binary = 1%, non disclosed = 2%
South Korea	215	18-49	22.17 (2.66)	Female = 73%, non disclosed = .5%
Turkey	270	18-40	21.35 (2.41)	Female = 19%, non disclosed = .7%
United Kingdom	218	18-76	23.31 (7.14)	Female = 50%
United States of America	242	18-26	19.98 (1.23)	Female = 85%, non-binary = .8%

Table 2*Average Individual-Level Links between Emotion Regulation Strategies and Indices of Psychological Health across Cultures in Multilevel Analyses*

	Life Satisfaction				Depressive Symptoms				Perceived Stress				Loneliness			
	<i>b</i>	<i>s.e.</i>	<i>t</i>	<i>p-value</i>	<i>b</i>	<i>s.e.</i>	<i>t</i>	<i>p-value</i>	<i>b</i>	<i>s.e.</i>	<i>t</i>	<i>p-value</i>	<i>b</i>	<i>s.e.</i>	<i>t</i>	<i>p-value</i>
Situation Selection	0.43	0.03	17.41	< .001	-0.09	0.01	-6.54	< .001	-0.17	0.01	-11.27	< .001	-0.34	0.04	-9.42	< .001
Distraction	0.17	0.05	3.45	.001	0.00	0.01	0.20	.843	-0.03	0.02	-1.74	.082	-0.03	0.04	-0.79	.429
Rumination	-0.06	0.03	-2.09	.037	0.14	0.01	12.79	< .001	0.14	0.02	7.93	< .001	0.22	0.02	9.26	< .001
Cognitive Reappraisal	0.36	0.04	9.81	< .001	-0.08	0.01	-6.46	< .001	-0.15	0.01	-10.65	< .001	-0.24	0.03	-7.59	< .001
Acceptance	0.37	0.04	9.85	< .001	-0.06	0.01	-8.52	< .001	-0.13	0.01	-10.59	< .001	-0.25	0.03	-7.86	< .001
Expressive Suppression	-0.01	0.04	-0.23	.818	0.07	0.01	9.15	< .001	0.04	0.01	2.89	.004	0.21	0.03	7.08	< .001
Emotional Support Seeking	0.21	0.02	9.45	< .001	-0.03	0.01	-2.57	.010	-0.04	0.01	-4.39	< .001	-0.24	0.04	-5.96	< .001

Note. In the multilevel models, participants were nested within cultures. Strategies were included as individual-level predictors of psychological health, with age, gender, and unpleasant emotional experiences as individual-level covariates (these variables were centered within culture, except for gender). Models included random intercepts for indices of psychological health and random slopes for strategy-outcome relationships.








Table 3

Comparisons of Multilevel Models with and without Random Slopes for Strategy based on the Bayesian Information Criterion

Emotion regulation strategy (IV)	Psychological health index (DV)	BIC 1	BIC 2	Δ BIC
Situation Selection	Life Satisfaction	12418.87	12426.96	-8.09
	Depressive Symptoms	4877.74	4874.3	3.43
	Perceived Stress	6257.36	6258.75	-1.39
	Loneliness	14126.56	14132.58	-6.02
Distraction	Life Satisfaction	12708.94	12671.96	36.98
	Depressive Symptoms	4990.65	4997.66	-7
	Perceived Stress	6519.56	6512.07	7.49
	Loneliness	14264.38	14269.71	-5.33
Rumination	Life Satisfaction	12742.6	12722.57	20.04
	Depressive Symptoms	4715.85	4710.71	5.14
	Perceived Stress	6306.92	6251.84	55.08
	Loneliness	14202.42	14210.65	-8.23
Cognitive Reappraisal	Life Satisfaction	12499.43	12493.62	5.81
	Depressive Symptoms	4903.44	4905.22	-1.78
	Perceived Stress	6300.29	6300.25	0.03
	Loneliness	14189.03	14196.21	-7.18
Acceptance	Life Satisfaction	12526.29	12519.32	6.97
	Depressive Symptoms	4933.62	4942.08	-8.45
	Perceived Stress	6369.7	6377.52	-7.82
	Loneliness	14191.02	14199.04	-8.02
Expressive Suppression	Life Satisfaction	12750.49	12706.75	43.74
	Depressive Symptoms	4885.38	4887.16	-1.77
	Perceived Stress	6501.41	6489.4	12.01
	Loneliness	14185.26	14188.57	-3.31
Emotional Support Seeking	Life Satisfaction	12627.58	12635.38	-7.79
	Depressive Symptoms	4971.28	4975.54	-4.26
	Perceived Stress	6504.4	6512.18	-7.79
	Loneliness	14151.25	14151.69	-0.44





Note: BIC 1 = BIC of random intercept model; BIC 2 = BIC of random intercept and slope model; Δ BIC = BIC 1 - BIC 2.

Legend:

-  Very strong support of cultural differences ($10 < \Delta BIC$)
-  Strong support of cultural differences ($6 < \Delta BIC \leq 10$)
-  Moderate support of cultural differences ($2 < \Delta BIC \leq 6$)
-  Weak support of either cultural differences or similarities ($-2 \leq \Delta BIC \leq 2$)
-  Moderate support of cultural similarities ($-6 \leq \Delta BIC < -2$)
-  Strong support of cultural similarities ($-10 \leq \Delta BIC < -6$)
-  Very strong support of cultural similarities ($\Delta BIC < -10$)

Note: The figure presents estimated effects (and confidence intervals for the effect) of a strategy on a psychological health index in a particular country, based on the multiple group path analyses

Legend:

-  Significant moderation by country-level individualism-collectivism ($p < .05$)
-  Strong support of cultural differences ($6 < \Delta BIC$)
-  Weak to moderate support of either cultural differences or similarities ($-6 \leq \Delta BIC \leq 6$)
-  Strong support of cultural similarities ($\Delta BIC < -6$)

Note: The vertical axes represent estimated effects of a strategy on a psychological health index in a particular country, based on multiple group analyses where we tested associations between a strategy and a psychological health index one by one (i.e., they were not based on the multiple group path analyses where we examined associations between a strategy and the four psychological health indices simultaneously). Higher scores on the x-axis reflect higher individualism.

Appendix:
Emotion Regulation Strategies Scale

During the past week, to what extent did you try to decrease your negative emotions, by doing each of the following?

1	2	3	4	5
I did not do this at all	I did this a little	I did this moderately	I did this quite a bit	I did this a lot

- 1 I told myself that it is ok to be feeling the way I was feeling
- 2 I tried to accept my feelings without judgement
- 3 I made sure not to show my emotions.
- 4 I tried to think about the situation differently in order to change my feelings
- 5 I tried thinking about something else
- 6 I tried to hide the expression of my feelings
- 7 I shifted my attention away from what was making me emotional
- 8 I turned to someone close to me to help me feel better
- 9 I kept going over and over things in my mind
- 10 I chose which situation to put myself in
- 11 I sought compassion from other people
- 12 I tried to get emotional support from friends or relatives
- 13 I found that my mind often went over things again and again
- 14 I ruminated or dwelled on the situation
- 15 I just let myself experience whatever emotions came up
- 16 I sought out situations that I expected would make me feel better
- 17 I took steps to change the situation I was in
- 18 I tried to see the event that made me feel bad from a different perspective
- 19 I distracted myself from the situation
- 20 I looked to others for comfort
- 21 I observed my feeling and let them come and go as they are
- 22 I selected activities that made me feel good
- 23 I controlled my emotions by not expressing them.
- 24 I changed the way I thought about the things that made me feel bad
- 25 I changed the way I was thinking about the situation I was in
- 26 I kept my emotions to myself
- 27 I tried not to think about the things that make me feel bad
- 28 The things that made me feel bad stuck in my head for a long time

Situation selection = items #10, 16, 17, 22

Distraction = items #5, 7, 19, 27

Rumination = items #9, 13, 14, 28

Cognitive reappraisal = items #4, 18, 24, 25

Acceptance = items #1, 2, 15, 21

Expressive suppression = items #3, 6, 23, 26

Emotional support seeking = items #8, 11, 12, 20